












❖ LEGEND ❖

-  technique starts
-  technique starts - alternate view
-  technique ends
-  path turns - down and to left
-  path turns - from up and to right
-  new technique continues from end of a previous technique.
-  path splits into two photo sequences
-  two photo sequences merge
-  path - connects the photo sequence
-  path - connects alternate photo sequence

example #1



example #2 [The photo sequence resumes from where example #1 left off.]



arrows



Yellow arrows indicate Blue's movement. If a yellow arrow starts at a body part it indicates where Blue is going to move.



If a yellow arrow ends at a body part it indicates where Blue has just moved.

Green arrows indicate White's movement.